



Use for cleaning:



Crockery, Cutlery, Glassware

* Suitable for single tank hood type dishwashing machines and under-counter machines.



Check SDS for detailed information




1 Start machine and fill with water.



2 Tear and empty the pouch with the tablet over the strainer.



3 Machine is ready for operation.



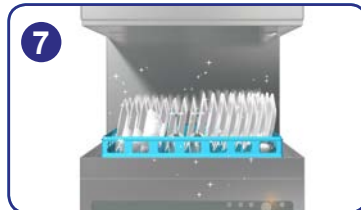
4 Remove scraps of food from crockery and rinse heavily soiled articles before loading into the dishwashing machine.




5 Start wash cycle for 45 seconds. Recommended washing temperature is 55 deg c minimum.



6 Start rinse cycle for 10 seconds. Recommended rinsing temperature is 80 deg c minimum.



7 Kitchenware is clean and ready for use.



8 For rewash cycle : Wash the strainer to remove scrap of food.



9 Tablet can be seen visually at its position till it dissolves completely. Replace it with new tablet after the earlier one gets fully dissolved. Use of new tablet and granules are necessary whenever the machine is cleaned and filled with fresh water.